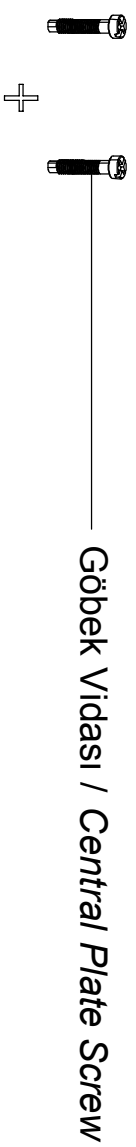
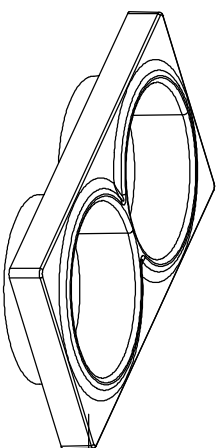


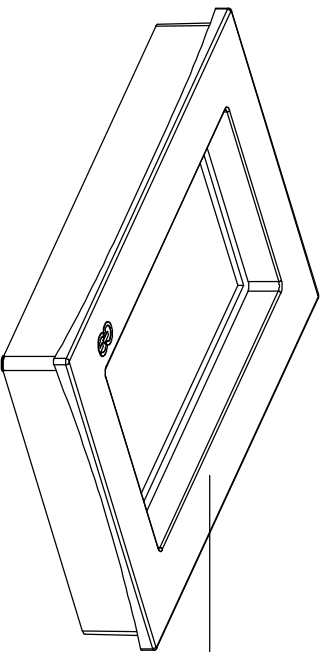
MODERNA-EQONA  
DOUBLE PRIZ KULLANIM KILAVUZU / USER'S MANUAL FOR TWO-GANG SOCKET



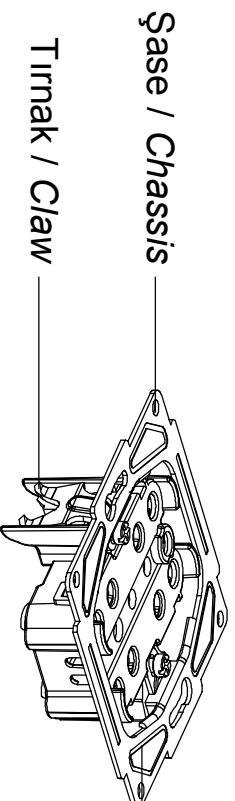
Göbek Vidası / Central Plate Screw



Göbek / Central Plate



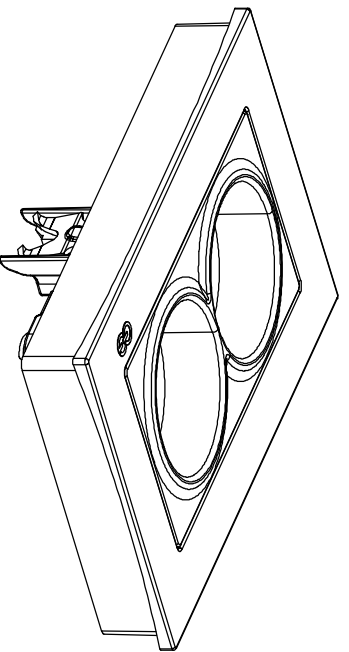
Çerçeve / Frame



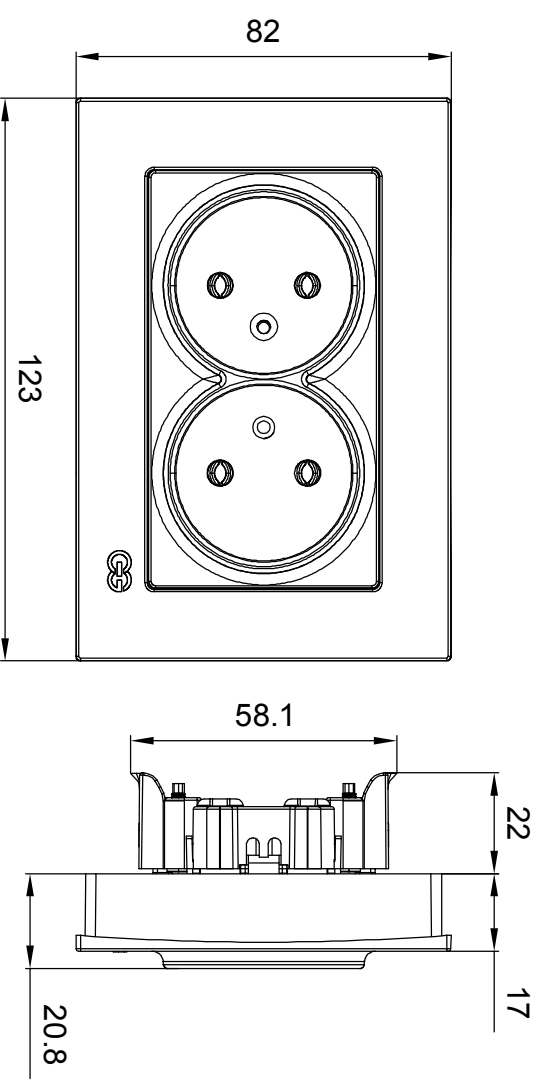
Şase / Chassis

Modül / Module

Tırnak / Claw

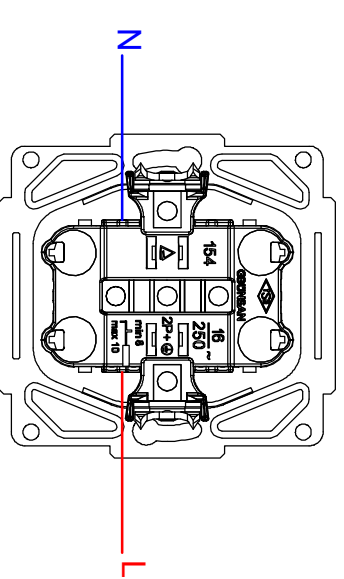


Ürün Boyutları / Product Dimensions

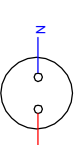


Bağlantı Şeması / Wiring Diagram

- 16A, 250V~
- İki kutuplu
- Vidalı bağlantı
- 16A, 250V~
- 2 Poles,
- With screw



Devre Şeması / Circuit Diagram



Ürün Montajı / Product Assembly

- Kablo bağlantıları bağlantı şemasına göre yapılır.  
*Cable connections are made according to the wiring diagram.*
- Modül montaj yapılacak kasa içerisine yerleştirilip ve tırnak vidaları ile sıkıştırılarak sabitenir.  
*The module is inserted into the enclosure and fixed by tightening with claw screws.*
- Göbek çerçeveye takılır.  
*The central plate is assembled to frame.*
- Çerçeve şasenin üzerine konumlandırılır ve göbek vidası ile sıkılarak montaj tamamlanır.  
*The frame is placed on the chassis and the assembly is completed by screwing the hub screw.*

**GUNSAN**