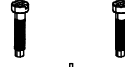
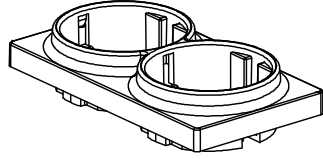


MODERNA-EQONA

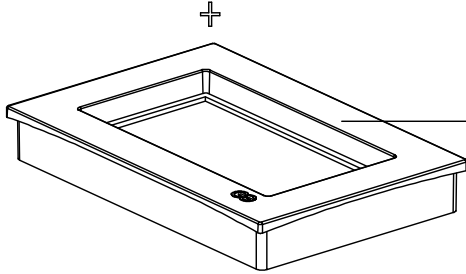
DOUBLE TOPRAKLI PRİZ KULLANIM KILAVUZU / USER'S MANUAL FOR TWO-GANG GROUNDED SOCKET



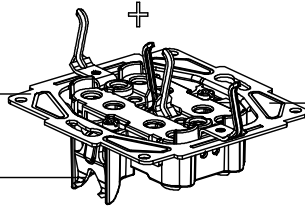
Göbek Vidası / Central Plate Screw



Göbek / Central Plate



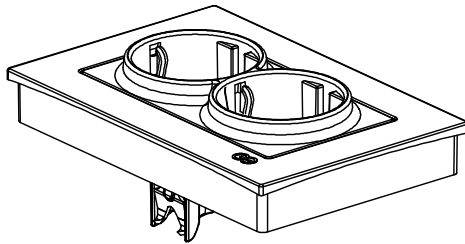
Çerçeve / Frame



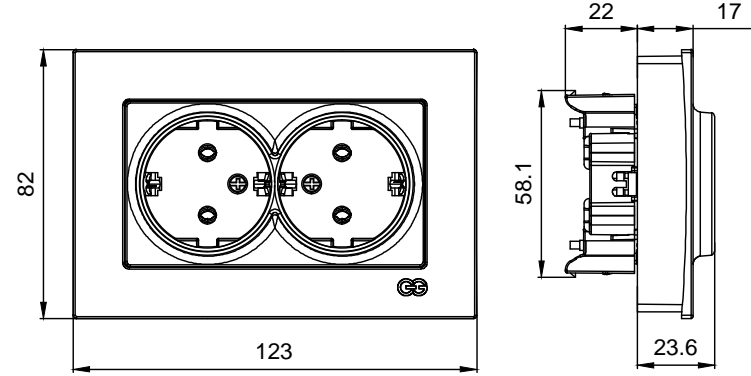
Modül / Module

Şase / Chassis

Tırnak / Claw

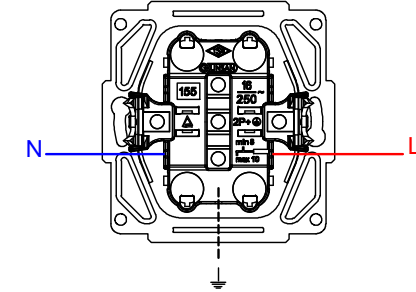


Ürün Boyutları / Product Dimensions

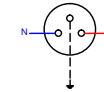


Bağlantı Şeması / Wiring Diagram

- 16A, 250V~
- İki kutuplu, Topraklamalı
- Vidalı bağlantı
- 16A, 250V~
- 2 Poles, Grounded Contact
- With screw



Devre Şeması / Circuit Diagram



Ürün Montajı / Product Assembly

- Kablo bağlantıları bağlantı şemasına göre yapılır.
Cable connections are made according to the wiring diagram.
- Modül montaj yapılacak kasa içerisine yerleştirilip ve tırnak vidaları ile sıkıştırılarak sabitlenir.
The module is inserted into the enclosure and fixed by tightening with claw screws.
- Göbek çerçeveye takılır.
The central plate is assembled to frame.
- Çerçeve şasenin üzerine konumlandırılır ve göbek vidası ile sıkılarak montaj tamamlanır.
The frame is placed on the chassis and the assembly is completed by screwing the hub screw.

GUNSAN